

# P


## PAN FEEDING KICK-OFF 330°



**far greater assurance  
for a better start &  
overall performance**



0 days old



4 days old

# CREATING SUPERIOR FEED ACCESS WITH KICK-OFF 330° (PATENTED)

The Kick-off 330° feeding gives a far greater assurance for a better start as it automatically overflows all pans 330°, creating superior feed access to all chicks in the house (2.0 kg per pan). The Kick-off 330° combined with the unique design of the pan, which presents the feed in the chicks' eye level, offers an availability of feed in the house which has never been seen before.


The combination of the slope of the overflow feed and the chicks curious behaviour will create an activation effect, which will stimulate more chicks to correct feeding behaviour (eating from one place: the pan) at an early stage, thereby enhancing uniformity. As the only system, kick-off also provides the possibility of feeding chicks regularly with many small meals, automatically. With "stimulation feeding" 0.5 kg of feed is supplied pr. outlet.

**The Kick-off principle:**  
The kick-off feeding system provides centrally controlled overfilling of all pans at the same time. It is controlled centrally by one single operation for each feed line (rotating the pipe), which is extremely timesaving and eliminates the need for manual work otherwise connected with providing feed on the floor/paper.



**+ 30 G THE FIRST WEEK!**

The system stimulates the chicks' curiosity and collectively activates them to seek fresh feed. Experiments have thus shown that chick bodyweight is up to 30 g higher than normal after the first week when the kick-off system is used.



Regular feeding 1.1 kg




Kick-off 330° feeding 2.0 kg



Stimulation feeding 0.5 kg

# EASY-CLEAN (PATENTED)

As the only system, easy-clean provides the possibility of bringing all pans on a feed line into cleaning position by one single operation (central rotation of the pipe). In this position, all outlets are simultaneously closed, thus ensuring that the insides of the pipes remain dry. LANDMECO's pans must not be disassembled for cleaning. Easy-clean is extremely timesaving and minimizes the manual work which is typically connected to the cleaning process.



## PATENT

LANDMECO has the patent on the solution with rotating the feed pipe relative to the feed string and thus the kick-off and easy-clean system. LANDMECO also has the patent on the 330° solution, where the specific design of the pan utilizes the momentum of the feed to create an automatic overflow on the outside of the feeding pan 330°, making the feed easy accessible and visible to all chicks from day 1.

## FACTS

The pan has a low edge (52 mm), which allows the day-old chicks easy access to the feed. Also, the chicks' appetite improves as the feed remains fresher, because there is only app. 1.1 kg feed in the pan. Another benefit is that the pan can be raised from the litter after only a few days.

### No feed spillage (improved edge)

No feed spillage is further ensured by means of the improved pan edge slope and the integrated partitions. The feed is deposited at the correct distance from the pan edge, so that even day-old chicks can reach the feed without having to stand in the pan. This prevents the chicks from contaminating the feed with litter and droppings.

### Transparent cone (improved)

The pans are with transparent cones, making it easy to see whether the cone and pan are clean. It also makes the quantity of feed in the pan visible, thus providing better conditions for the daily management.

### Improved hygiene & animal welfare

The Kick-off 330° pan is high polished and the number of parts and parts interfaces have been reduced, which all leads to a better hygienic performance. Also, there are no sharp edges on the Kick-off 330° pan, which improves the animal welfare.



# TECHNICAL SPECIFICATIONS

TECHNICAL DATA	
Gearmotor	3 phase 0.55 kW (230V/400V 50Hz), 1400/300 rpm
	3 phase 0.44-0.66 kW (280V/480V 60Hz), 1600/345 rpm
	1 phase 0.55 kW (230V 50Hz) 1400/300 rpm
	1 phase 0.48 kW (240V 60Hz) 1600/345 rpm CSA
Flex spiral	D 35,4x19x45 mm, 4x8 mm special steel
Feed quantity	App. 6.0 kg/min & 14 m/min
Feed pipe	D 45x1,25 mm galvanised steel
Pipe length	5,25 m with 7 pans
Feed hopper	800x520x520 mm, 140 litres & 60° slope
Pan	D 340 mm, circumference 1060 mm, edge height 52 mm
Cone	Transparent plastic with 12 paddles



See also LANDMECO brochures on, for example:  
(LANDMECO retains the right to alter specifications without notice)



PAN FEEDING  
KICK-OFF 160°




DRINKING SYSTEMS



AUGERS



HEATING SYSTEMS



HOIST SYSTEMS

## DEALER